

Card Items

You can use a **Card Item** to store information about a **credit or other payment card**.

NEW ITEM



What type of item is this?

Card ▼

Name

Folder



▼

Cardholder name

Brand

-- Select -- ▼

Number

Expiration month

-- Select -- ▼

Expiration year

ex. 2019

Security code (CVV)

Notes

CUSTOM FIELDS

⊕ New custom field

Text ▼

OWNERSHIP

Who owns this item?

MyShared Team ▼

OPTIONS



☐ Master password re-prompt

Save

Cancel



The following fields are available. Only the name field is mandatory.

- **Type:** Card, for Card Item.
- **Name:** Choose a name that easily identifies the item.
- **Folder:** Dropdown allows you to choose the folder you want to add the login to.
- **Cardholder Name:** Name, as written on the card.
- **Brand:** Dropdown menu allows you to choose the card brand, as written on the card. If your card brand is not in the list, choose *Other*.
- **Number:** Card number, as written on the card. This field can be hidden or displayed using the  Display/Hide toggle button. The  copy button allows you to copy to the clipboard.
- **Expiration month:** Dropdown allows you to choose expiration month, as written on the card.
- **Expiration year:** Enter expiration year, as written on the card.
- **Security code (CVV):** Enter 3 digit security code, as written on the back of the card.
- **Notes:** You can add notes about this card.
- **Custom Fields:** You can add one or more custom fields. Learn more about [Custom Fields](#).
- **Master Password re-prompt checkbox:** Check this to be prompted to enter your Master Password to access this login.
- **Ownership dropdown:** Choose which Vault owns this item. By default it is owned by your Vault unless you choose otherwise.

Who owns this item?

MyShared Team ▼

Click the  favourites button to **add** this **item** to your **favourites**.

Revision #10

Created 6 November 2023 10:29:45 by WALLIX Admin

Updated 23 February 2024 10:10:20 by WALLIX Admin