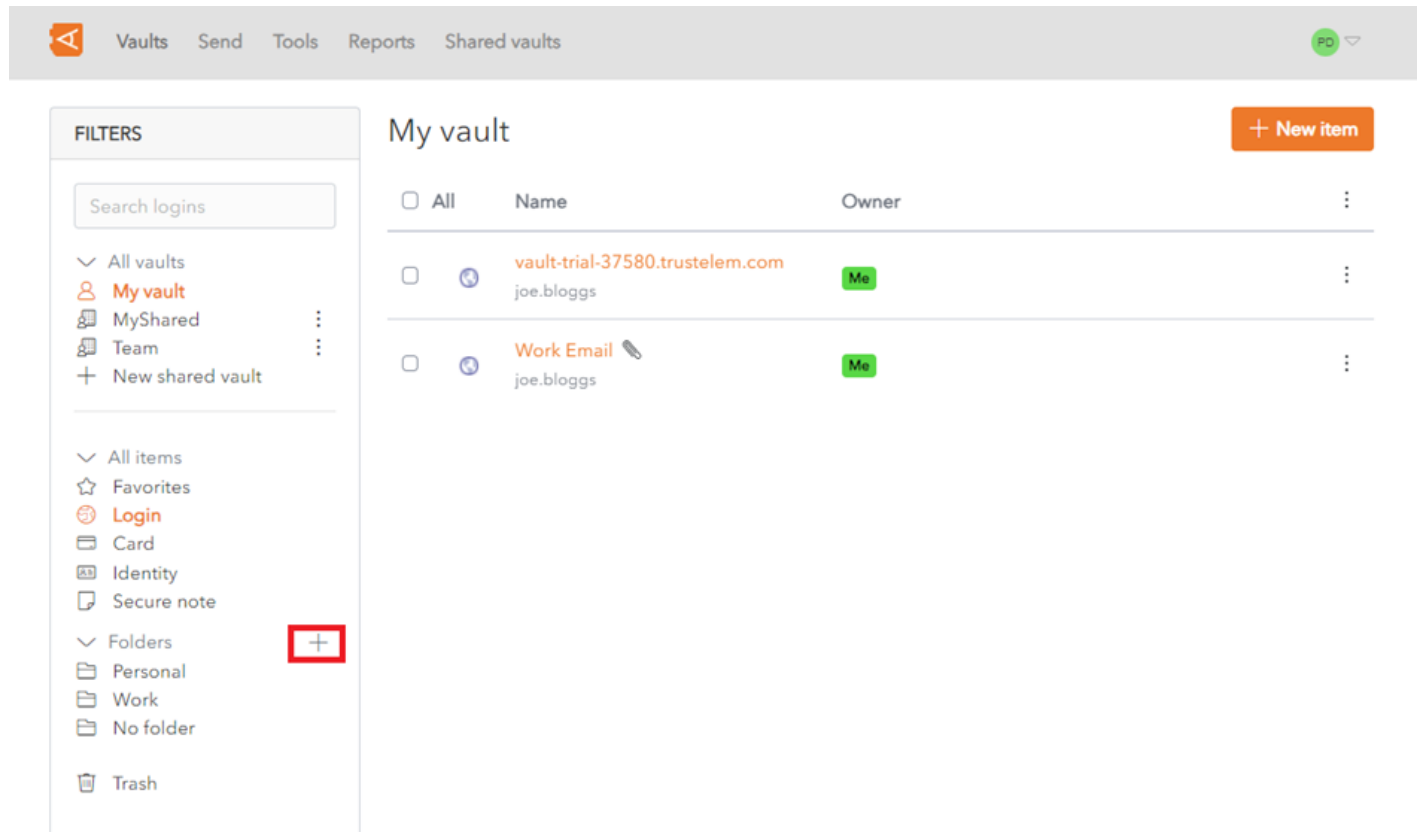


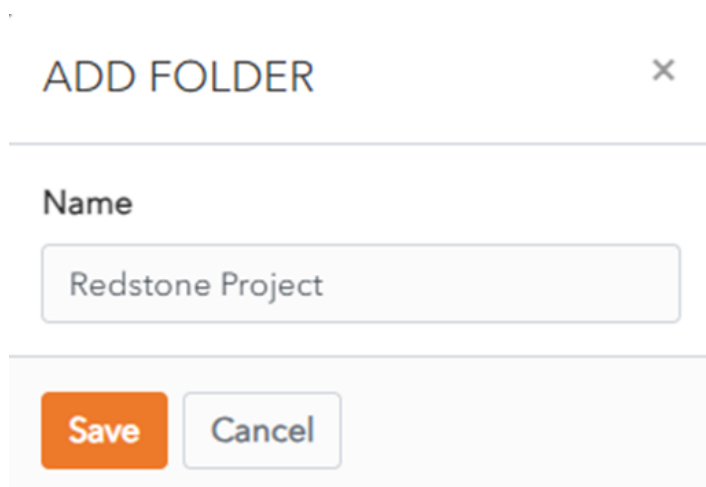
Create Folder

Click on the + button beside Folders in the Filters Menu.



The **Add Folder** pop up window is displayed.

Enter a **folder name** and click the **Save** button.





The **New Folder** is displayed in your **Folder List**.


FILTERS


Search logins

▼ All vaults


My vault


MyShared


Team


New shared vault


▼ All items

Favorites


Login


Card


Identity


Secure note


▼ Folders

Personal

Redstone Project

Work

No folder

Trash






My vault

New item

☐ All

Name

Owner

<input type="checkbox"/>	 vault-trial-37580.trustelem.com joe.bloggs		
<input type="checkbox"/>	 Work Email  joe.bloggs		

Revision #3
Created 6 November 2023 11:50:05 by WALLIX Admin
Updated 23 February 2024 09:58:16 by WALLIX Admin