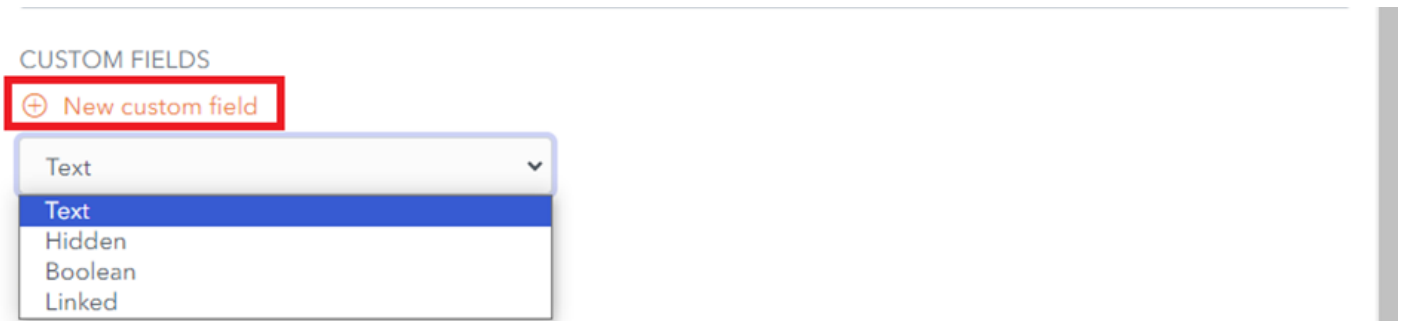


Custom Fields

Create Custom Fields












From the **Item Screen**, you can also add one or more Custom fields by choosing the field type from the dropdown menu and clicking on the **New Custom Field** button.


A Custom field has **Name** and **Value** properties. The Value field can be of type **Text**, **Boolean**, **Hidden** or **Linked**.




- A **Text** custom field can hold a text value.
- A **Hidden** custom field can hold a hidden value and is typically used for passwords. This field can be displayed or hidden using the Display/Hide toggle button.
- A **Boolean** custom field can hold a true/false value and is typically used for yes/no choices.
- A **Linked** custom field can link to a Username or Password. Linked Fields are used for certain **auto-fill options**.

CUSTOM FIELDS

Name	Text	Value
<input type="text"/>	<input type="text"/>	<input type="text"/>   
<input type="text"/>	<input type="text"/>	<input type="text"/>    
<input type="text"/>	<input type="text"/>	<input type="checkbox"/>  
<input type="text"/>	<input type="text"/>	<input type="text"/>  

 New custom field

Linked 

Password

Password

Username

Custom Field Names

The Naming of Custom Fields, that are linked to Login Fields for auto-fill purposes, should take into account the following rules.

Order of Preference

The 4 attributes of the HTML Form Element of the Linked Field take the following order of preference:

- id
- name
- aria-label
- placeholder

Matching

Custom Fields are **matched** based on **exact** and **case-insensitive comparison**, e.g. for the field mylogin

- Matched Names: MyLogin, myLogin
- Unmatched Names: mylogin2, login

Prefixing

Prefixes can be used to influence matching.

csv Prefix

To add multiple possible logins, use the prefix **csv=**.

For example, if a custom field is named csv=mylogin,MyLogin, myLogin, field name matching will work on mylogin or MyLogin or myLogin.

regex Prefix

To allow matching based on **regular expressions**, use the prefix **regex=**.

For example, regex=^myLogin will match on myLogin, or MyLogin.

Revision #10

Created 6 November 2023 10:42:52 by WALLIX Admin

Updated 23 February 2024 10:10:20 by WALLIX Admin