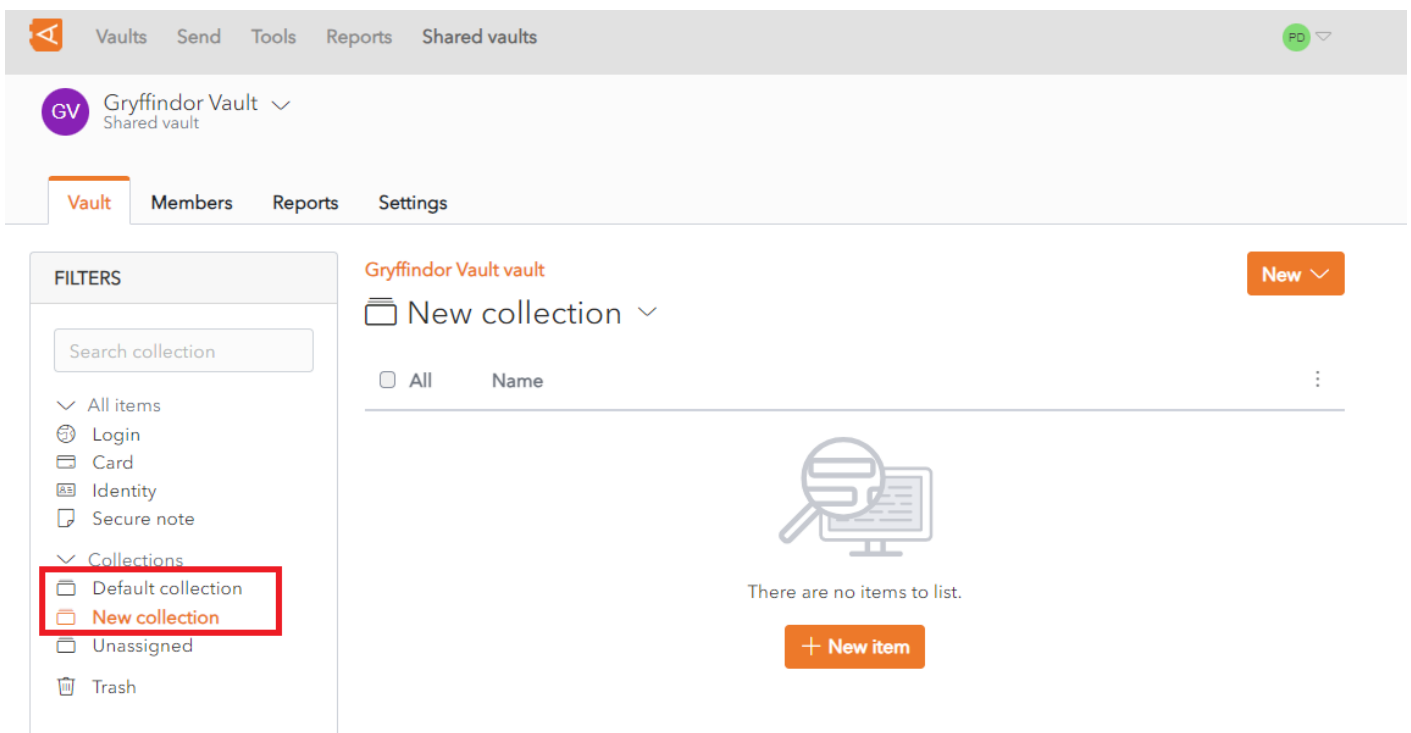


# Nested Collections

Collections can be **nested inside one another**. This can be done when you [Create a Collection](#) or when you [Edit a Collection](#).

For example, there are currently **two Collections**, Default Collection and New Collection which are at the **same level**.



From the **Edit Collection Screen** for the **New Collection**, select Default Collection from the **Nest collection under** field.

## Collection info

## Access


Name (required)

New collection

Nest collection under

No collection

No collection


 Default collection


Save

Cancel



Click **Save** to save the changes. **New Collection** is now at a **level below** Default Collection.

 Vaults Send Tools Reports Shared vaults PO

 Gryffindor Vault Shared vault


Vault


MembersReportsSettings


Filters


Search collection

✓ All items


 Login


 Card


 Identity


 Secure note


✓ Collections

 Default collection


 **New collection**

 Unassigned

 Trash

Gryffindor Vault vault >  Default collection


New

 New collection

☐ All

Name

⋮



There are no items to list.

+ New item

Edited collection Default collection/New collection.

Revision #11

Created 27 November 2023 09:30:41 by WALLIX Admin

Updated 23 February 2024 09:48:09 by WALLIX Admin