

Shortcuts

WALLIX can use **shortcuts** for certain functions:






- Activate the extension
- Auto-fill the last used login for the current website
- Generate and copy a new random password to the clipboard
- Lock the vault

Shortcuts can be **configured** in the web browser.

Chrome

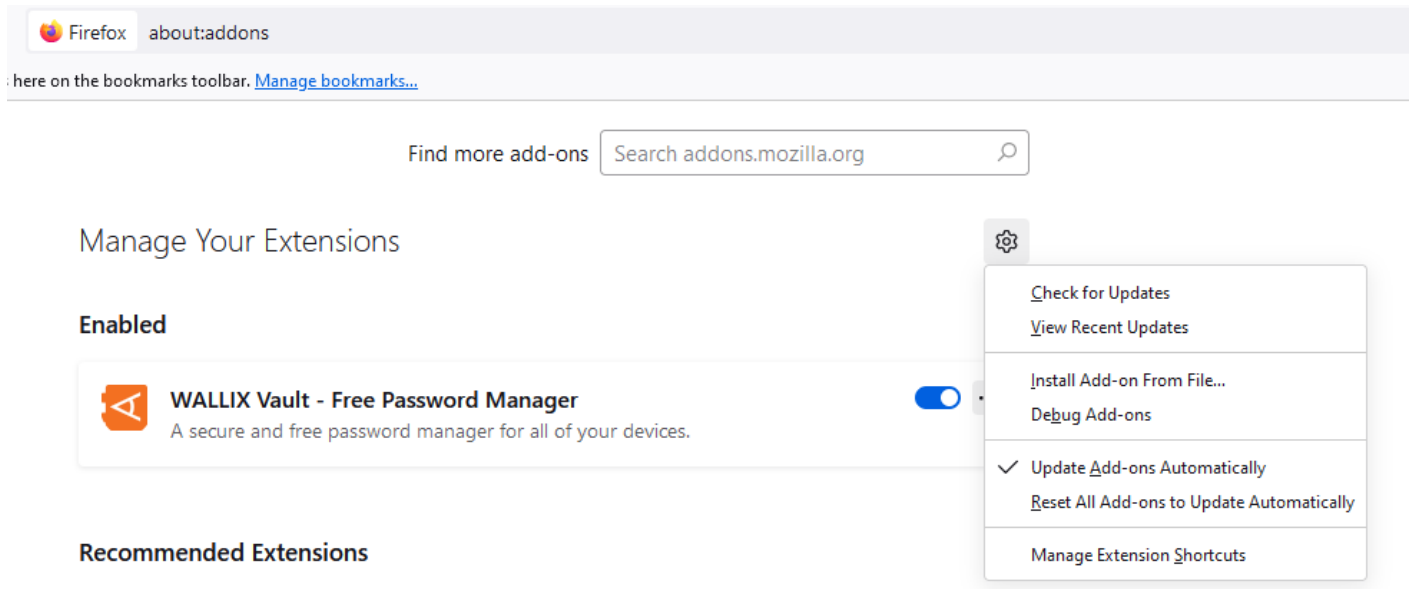
In **Chrome**, navigate to <chrome://extensions/shortcut>

The shortcuts are **displayed** and can be **modified**.

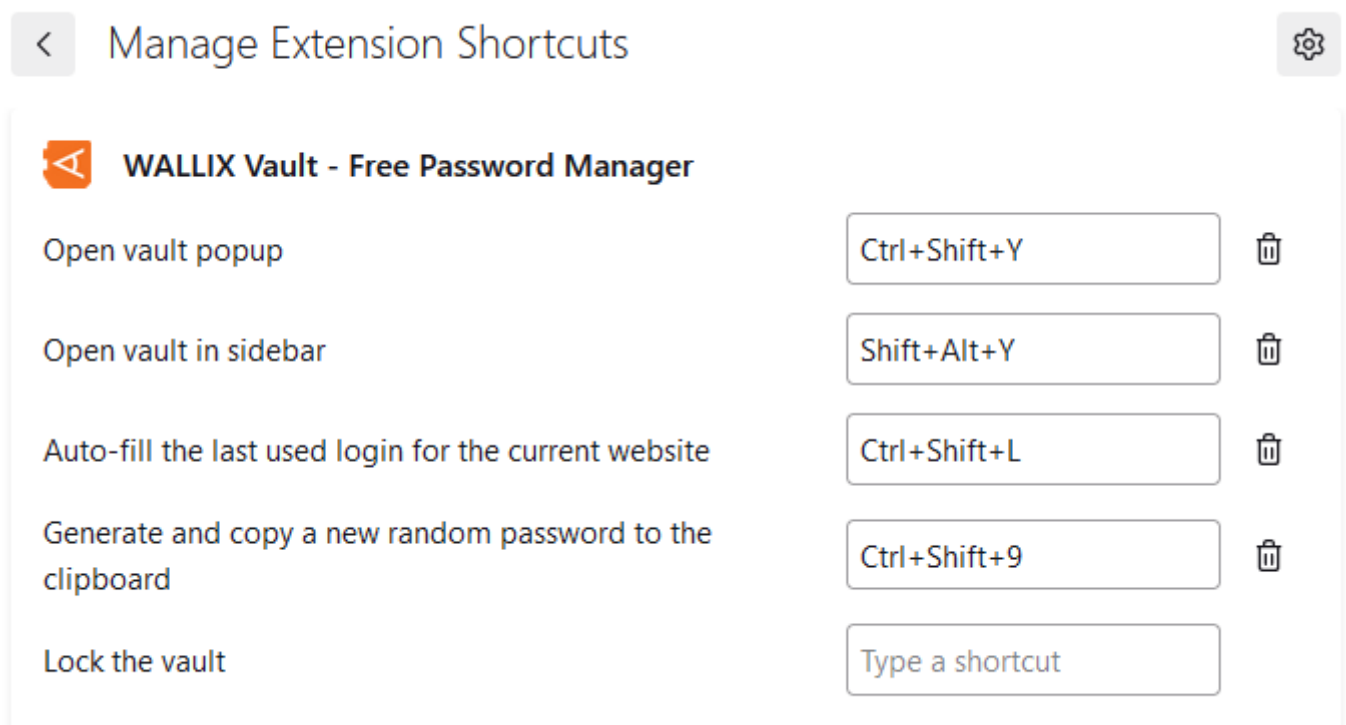
 WALLIX Vault - Free Password Manager			
Activate the extension	Ctrl + Shift + Y		In Chrome ▼
Auto-fill the last used login for the current website	Ctrl + Shift + L		In Chrome ▼
Generate and copy a new random password to the clipboard	Ctrl + Shift + 9		In Chrome ▼
Lock the vault	Not set		In Chrome ▼

Firefox

In **Firefox**, navigate to about:addons. Then click on **Manage Extension Shortcuts** from the **Settings** context menu.



The shortcuts are **displayed** and can be **modified**.



Revision #5

Created 5 December 2023 13:49:21 by WALLIX Admin

Updated 23 February 2024 10:10:12 by WALLIX Admin