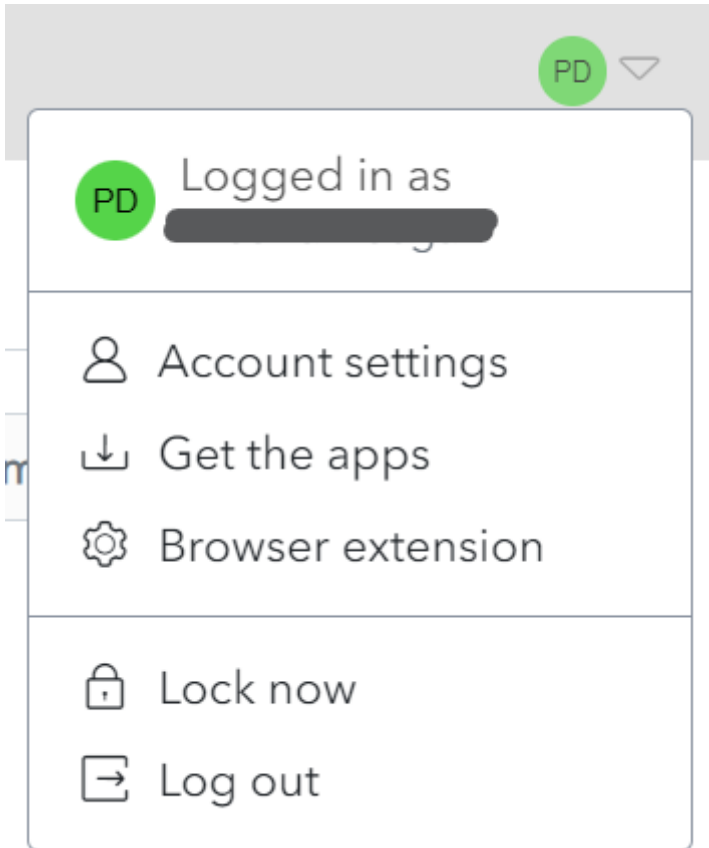


# Change Avatar

Click on the **User Icon**, on the top right-hand side of the screen, to display the **User Menu**.



Click on **Account Settings** and then **My Account**. The **My Account Screen** is displayed.

Click **Customize**.


ACCOUNT SETTINGS
My account
Security
Preferences
Domain rules

## My account

Name

[REDACTED]



 Customize

Email

[REDACTED]

## Danger zone

Careful, these actions are not reversible!

Deauthorize sessions

Purge vault

Delete account

A **Customize Avatar Screen** is displayed.

**Change the color** of your **avatar** and click **Save**.

Alternatively, click **Close** to cancel the operation.

### CUSTOMIZE AVATAR

×

Pick an avatar color

PD

PD

PD

PD

PD


PD

PD

PD

PD

PD



Save

Close

