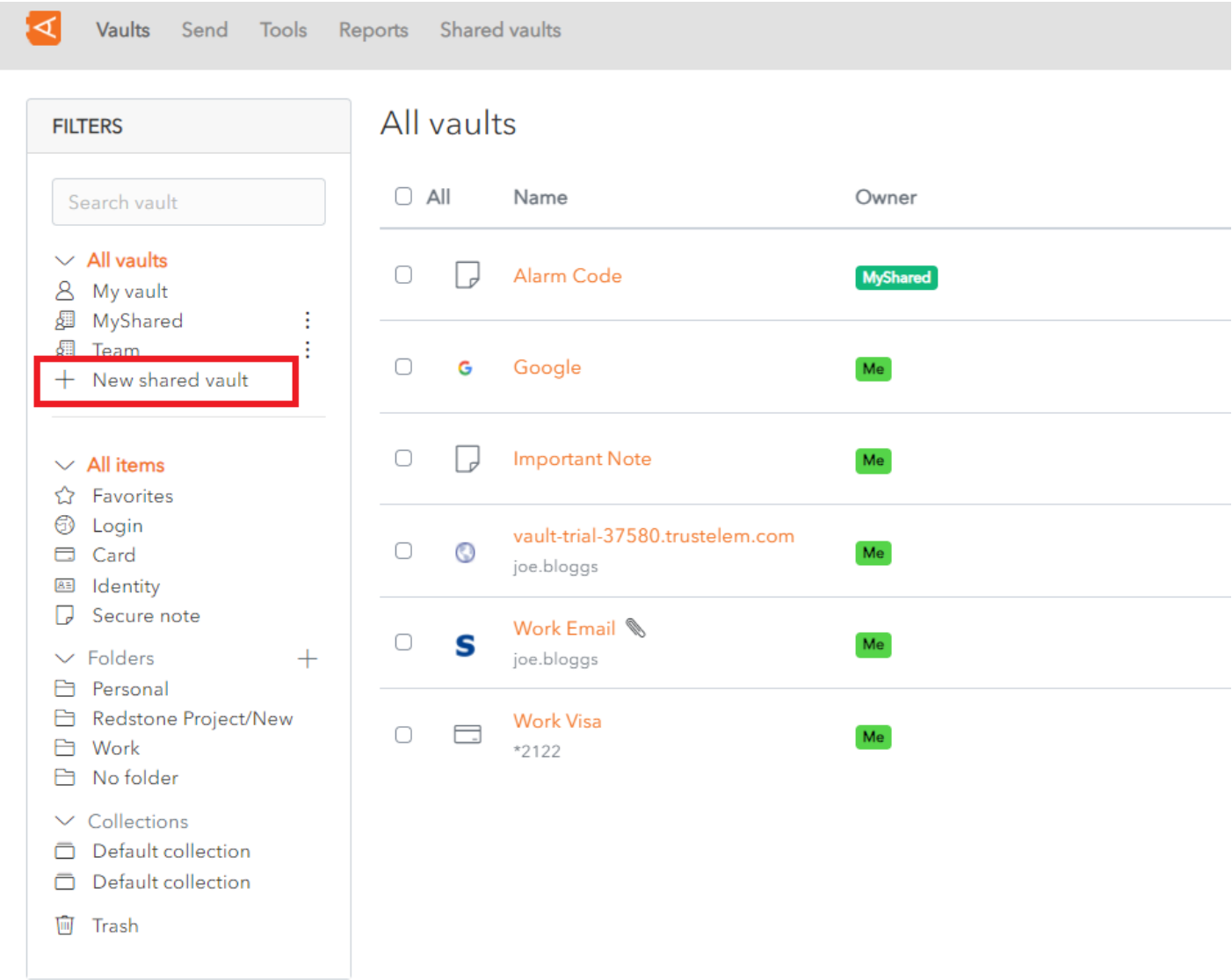


# Create a Shared Vault

From the Home screen, click on the + **New Shared Vault** link.



The **New Shared Vault** pop up screen is displayed.

## New shared vault

Shared vaults allow you to share parts of your vault with others as well as manage related users for a specific entity such as a family, small team, or large company.


Shared vault name (required)

Gryffindor Vault


Submit

Enter a **Shared vault name** and click **Submit**.

A **New Shared Vault** with that name is **created**.

VaultsSendToolsReportsShared vaults

PD


Gryffindor Vault  
Shared vault


Vault


MembersReportsSettings


FILTERS

✓ All items


Login


Card


Identity

Secure note

✓ Collections

Default collection

Unassigned

Trash


Gryffindor Vault vault


New

☐ All

Name

☐

Default collection



Unassigned

Revision #1

Created 22 November 2023 13:16:41 by WALLIX Admin

Updated 6 January 2025 19:30:15 by WALLIX Admin