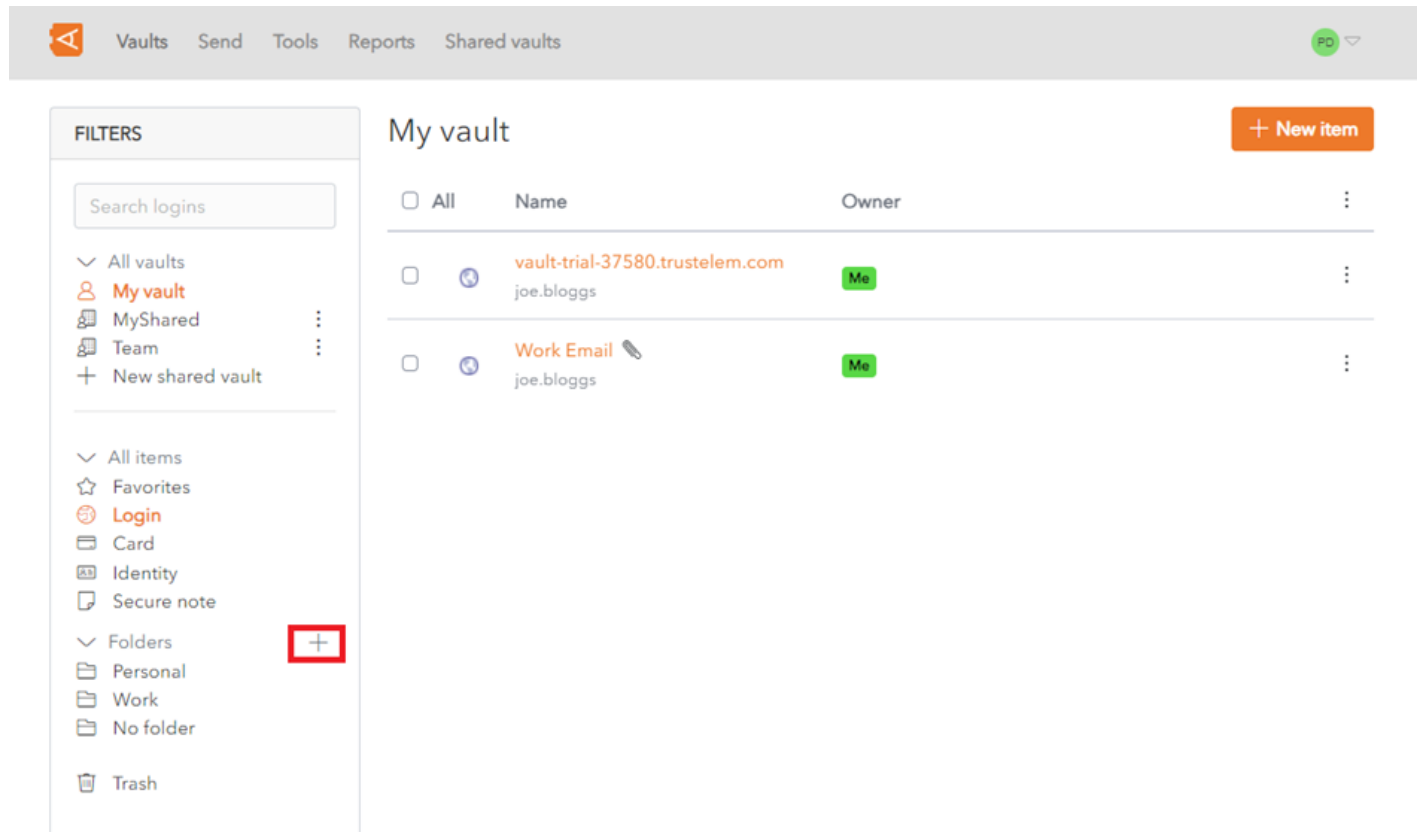


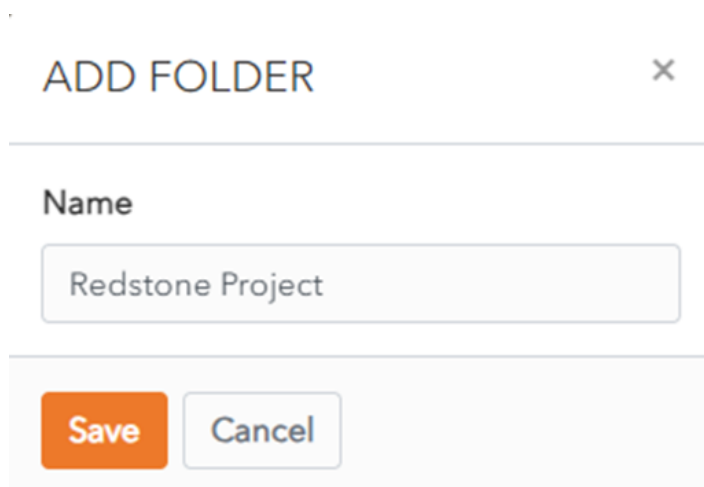
# Create Folder

Click on the **+** button beside Folders in the Filters Menu.



The **Add Folder** pop up window is displayed.

Enter a **folder name** and click the **Save** button.





The **New Folder** is displayed in your **Folder List**.


FILTERS


Search logins

▼ All vaults


 My vault


 MyShared


 Team


 New shared vault


▼ All items

 Favorites


 Login


 Card


 Identity


 Secure note


▼ Folders

 Personal

 Redstone Project

 Work

 No folder

 Trash




My vault

New item

☐ All

Name

Owner

<input type="checkbox"/>	<div> vault-trial-37580.trustelem.com</div> joe.bloggs	<div>Me</div>	<div></div>
<input type="checkbox"/>	<div> Work Email </div> joe.bloggs	<div>Me</div>	<div></div>

Revision #3

Created 6 November 2023 11:50:05 by WALLIX Admin

Updated 6 January 2025 19:30:08 by WALLIX Admin