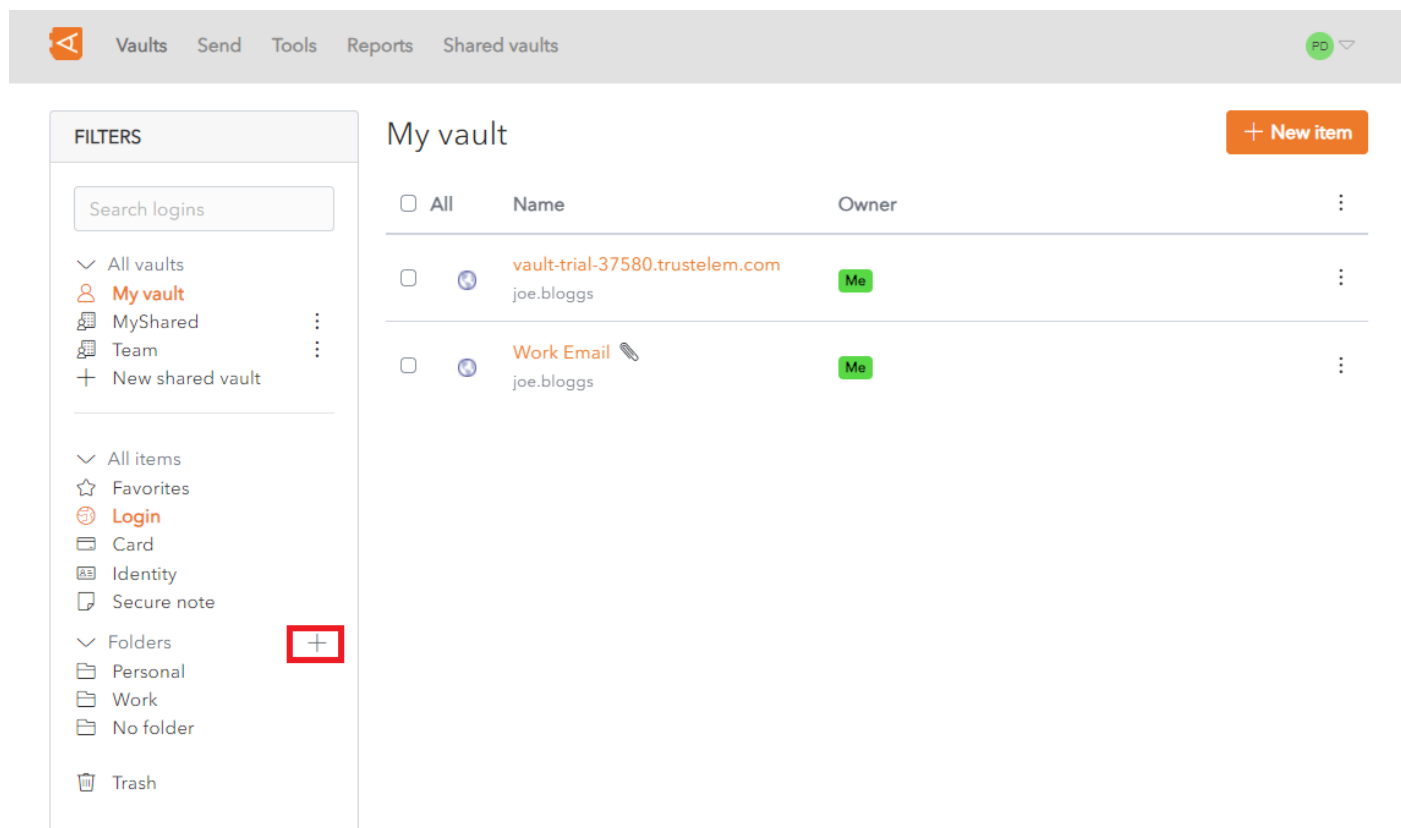


Create Nested Folder

Folders can be created or nested inside other folders.

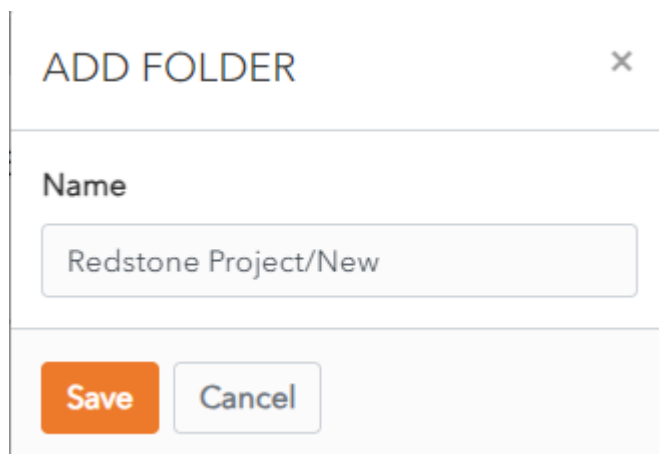
Click on the **New Folder** button to create a new Nested Folder.



The screenshot shows the OneDrive web interface. At the top is a navigation bar with links: Vaults, Send, Tools, Reports, Shared vaults, and a profile icon. On the left is a 'FILTERS' sidebar. Under 'All vaults', there's 'My vault' (selected), 'MyShared', and 'Team'. Under 'All items', there's 'Login', 'Card', 'Identity', and 'Secure note'. Under 'Folders', there's a red box around a '+' icon, followed by 'Personal', 'Work', and 'No folder'. At the bottom of the sidebar is 'Trash'. The main area is titled 'My vault' and has a '+ New item' button. Below the title is a table with columns: 'All' (checkbox), 'Name', 'Owner', and a vertical ellipsis. The table contains two items: 1. 'vault-trial-37580.trustelem.com' by 'joe.bloggs' (owner 'Me'). 2. 'Work Email' by 'joe.bloggs' (owner 'Me').

Use the « / » **forward slash** delimiter to define the folder structure of your nested folder.

For example, create a new folder called **Redstone Project/New**.



The screenshot shows a modal dialog titled 'ADD FOLDER' with a close button (X) in the top right corner. Below the title is a 'Name' label and a text input field containing 'Redstone Project/New'. At the bottom of the dialog are two buttons: 'Save' (orange) and 'Cancel' (white with orange border).

If the folder called **Redstone Project** already exists, a nested folder called **New** is created inside the **Redstone Project** folder.

VaultsSendToolsReportsShared vaults

PO

FILTERS

Search vault

All vaults

My vault

MyShared

Team

New shared vault

All items

Favorites

Login

Card

Identity

Secure note

Folders

Personal

Redstone Project

New

Work

No folder

Collections

Default collection

Default collection

Trash

All vaults

+ New item

<input type="checkbox"/>	All	Name	Owner	
<input type="checkbox"/>		Alarm Code	MyShared	
<input type="checkbox"/>		Google	Me	
<input type="checkbox"/>		Important Note	Me	
<input type="checkbox"/>		vault-trial-37580.trustelem.com joe.bloggs	Me	
<input type="checkbox"/>		Work Email joe.bloggs	Me	
<input type="checkbox"/>		Work Visa *2122	Me	

If a folder called **Redstone Project** does not already exist, a new folder will be created called **Redstone Project/New**.

VaultsSendToolsReportsShared vaults

PD

FILTERS

Search vault

All vaults

My vault

MyShared

Team

New shared vault

All items

Favorites

Login

Card

Identity

Secure note

Folders

Personal

Redstone Project/New

Work

No folder

Collections

Default collection

Default collection

Trash

All vaults

+ New item

AllNameOwner

Alarm Code

MyShared

Google

Me

Important Note

Me

vault-trial-37580.trustelem.com

Me

Work Email

Me

Work Visa

Me

To create a nested folder called **Trees** inside the **New** Folder, create a new folder called **Redstone Project/New/Trees**.

ADD FOLDER


Name

Redstone Project/New/Trees

Save

Cancel

A nested folder called **Trees** is created inside the **New** folder.



VaultsSendToolsReportsShared vaults

PD

FILTERS

Search folder

▼ All vaults

My vault

MyShared

Team

+ New shared vault

▼ All items

Favorites

Login

Card

Identity

Secure note

▼ Folders

Personal

Redstone Project

New

Trees

Work

No folder

▼ Collections

Default collection


Default collection

Trash

All vaults

+ New item

AllNameOwner



There are no items to list.

+ New item

If you Search inside the **Redstone Project** Folder, it will return items in the Redstone Project Folder but **not items inside the New and Trees nested** folders.

There is **no limit** to the **depth** of nested folders, but it can be impractical to create too many.

Revision #23

Created 13 November 2023 15:54:53 by WALLIX Admin

Updated 6 January 2025 19:30:08 by WALLIX Admin