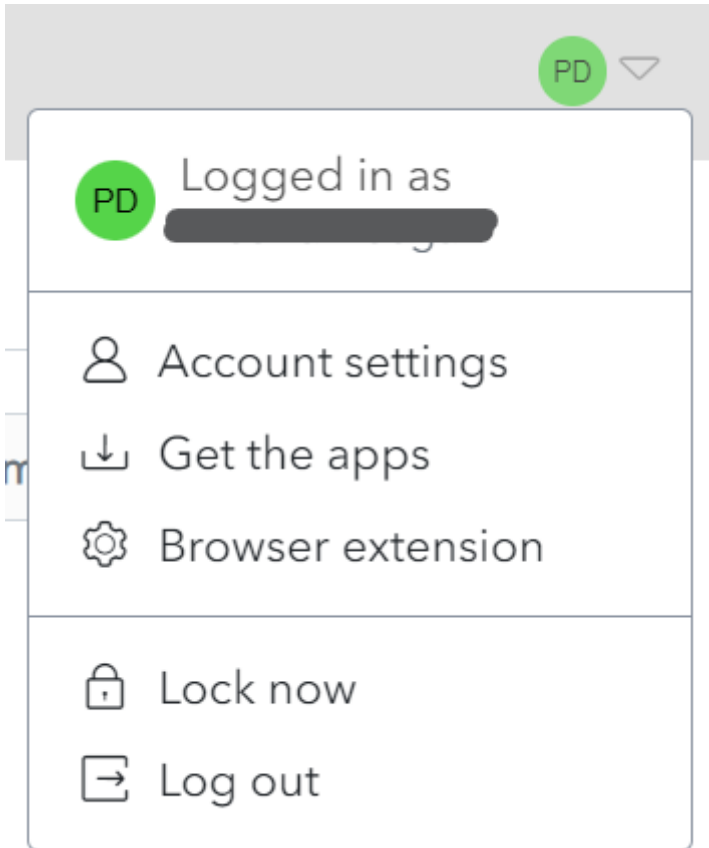


Delete Account

Click on the **User Icon**, on the top right-hand side of the screen, to display the **User Menu**.



Click on **Account Settings** and then **My Account**. The **My Account Screen** is displayed.

Click **Delete account**.


ACCOUNT SETTINGS
My account
Security
Preferences
Domain rules

My account

Name

[REDACTED]



 Customize

Email

[REDACTED]

Danger zone

Careful, these actions are not reversible!

Deauthorize sessions

Purge vault

Delete account


A **Confirmation Screen** is displayed.

Enter your **Master Password** and click **Delete account** to delete the account and all data.

Alternatively, click **Close** to cancel the operation.


DELETE ACCOUNT ×

Proceed below to delete your account and all vault data.

 **WARNING**

Deleting your account is permanent. It cannot be undone.

Master password (required)



⊗ Input is required.

Delete account

Close

