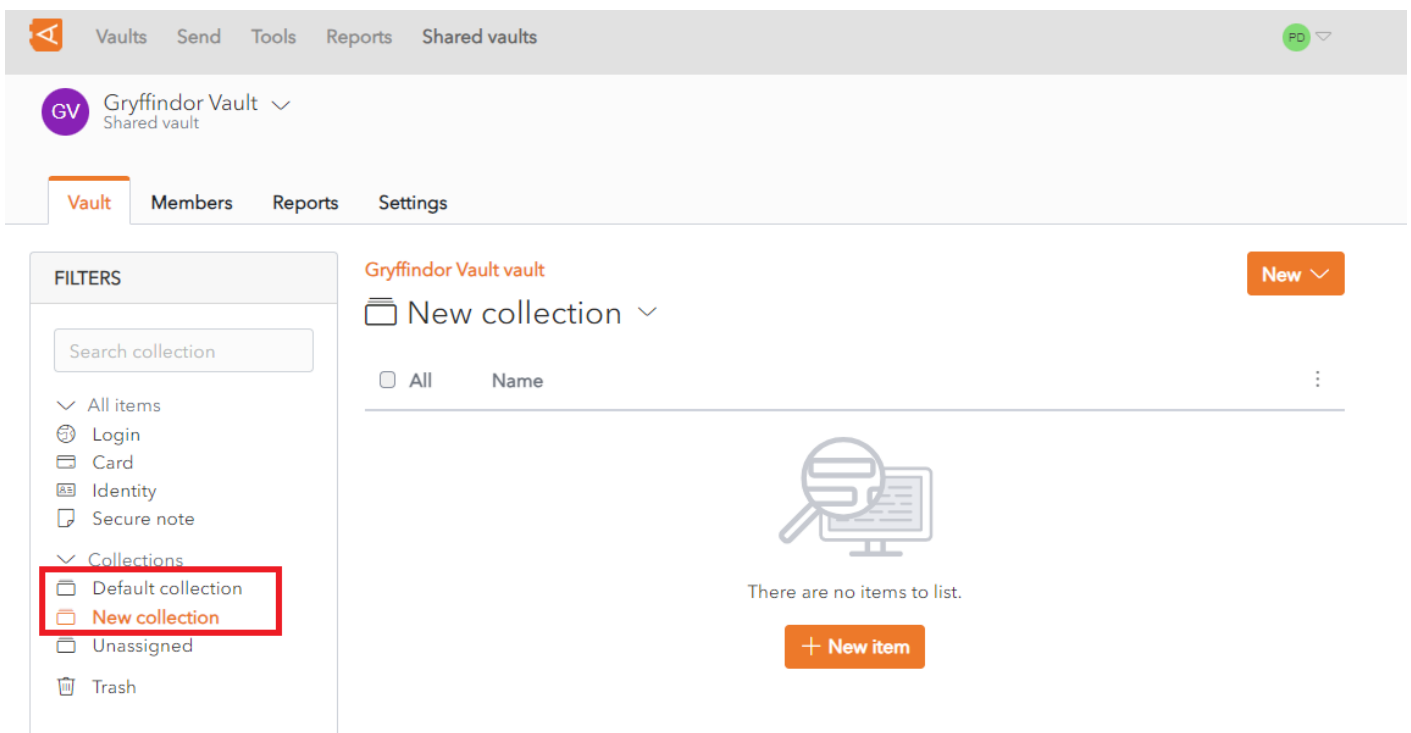


Nested Collections

Collections can be **nested inside one another**. This can be done when you [Create a Collection](#) or when you [Edit a Collection](#).

For example, there are currently **two Collections**, Default Collection and New Collection which are at the **same level**.



From the **Edit Collection Screen** for the **New Collection**, select Default Collection from the **Nest collection under** field.

Collection info

Access


Name (required)

New collection

Nest collection under

No collection

No collection


 Default collection


Save

Cancel



Click **Save** to save the changes. **New Collection** is now at a **level below** Default Collection.

 Vaults Send Tools Reports Shared vaults PO


 Gryffindor Vault
 Shared vault


Vault Members Reports Settings


Filters


Search collection

✓ All items


 Login


 Card


 Identity


 Secure note


✓ Collections

 Default collection


 New collection

 Unassigned

 Trash


Gryffindor Vault vault >  Default collection

New

 New collection

☐ All

Name


There are no items to list.

+ New item

✓ Edited collection Default collection/New collection.

Revision #14

Created 27 November 2023 09:30:41 by WALLIX Admin

Updated 6 January 2025 19:30:24 by WALLIX Admin